YZD Solutions

Product Brief

YZ430MBH30-V1

2026-01-01

Doc Version 1.0

Issued by : Sam Wu

Approved by : Boen Liu

Document History

Doc Version	Date	Description	Issued by
1.0	2026-01-01	Standard model / PD02	Sam Wu

Product Features

·It is one of ultra-bright LCD modules with outdoor usage

·43 inch 1080P & 3000 nits

·Series: MD & outdoor aluminum structure & landscape / portrait mode

·Suitable for most application scenarios, including commercial displays, industrial use, signage, and exhibitions

·Customized LCD are required to meet the needs of military and medical application scenarios.



Sunlight readable



Haze 1%



Operation
Long lifetime

Built in Speaker
Not equipped

Multi touch
Not equipped

AD Board
Not equipped

68°C Standard

3H

IP65
Not support

Mini-Led 30% - 50%
Energy savings
Not support

© 2026 YZD Solutions

General Features

Item content		Specifications
Display Parameters	Resolution	1920(RGB) * 1080(FHD)
	Active area	941.184mm(H) * 529.416mm(V)
	Pixel pitch	0.4902mm(H) * 0.4902mm(V)
	Display colors	8-bit(D) & 16.7 Million
	Backlight type	DLED
	Response time	8ms (G to G) (Typ.)
	Luminance	3000cd/m² (Typ.) ±5%
	Contrast ratio	1,200 : 1 (Typ.) & 65% (NTSC) (Est.)
	Refresh rate	60Hz (Best)
	Dimming mode	Manual / Automatic & 25% - 100%
	Viewing angle	+89/-89(H) & +89/-89(V) (Typ.) (CR≥10)
	MTBF	50,000 Hours
Touch panel & cover glass	Touch scheme	/
	Touch type	/
	Support points	/
	Transmittance	/
	Function	/
	Thickness	/
	Impact protection	/
	Fitting method	/
Required parameters	Open cell	LC430DUY-SHA1 & 68°C (Surface)
	Casing color	White aluminum
	Power supply	/
	Fans	/
	Power consumption	247W (Typ.) ±5%
	Overall dimensions	976.00mm(H) * 564.20mm(V) * 52.50mm(D) (Typ.)
	Weight	11.8kg ±0.2
	Motherboard	/
	Board connectivity	/
	OS	/
	IP rating front/rear	None / None
	TEMP operating/storage	0°C~50°C / -20°C~60°C
	Humidity	≤90%
	Warranty	24 months

© 2026 YZD Solutions

Drawing

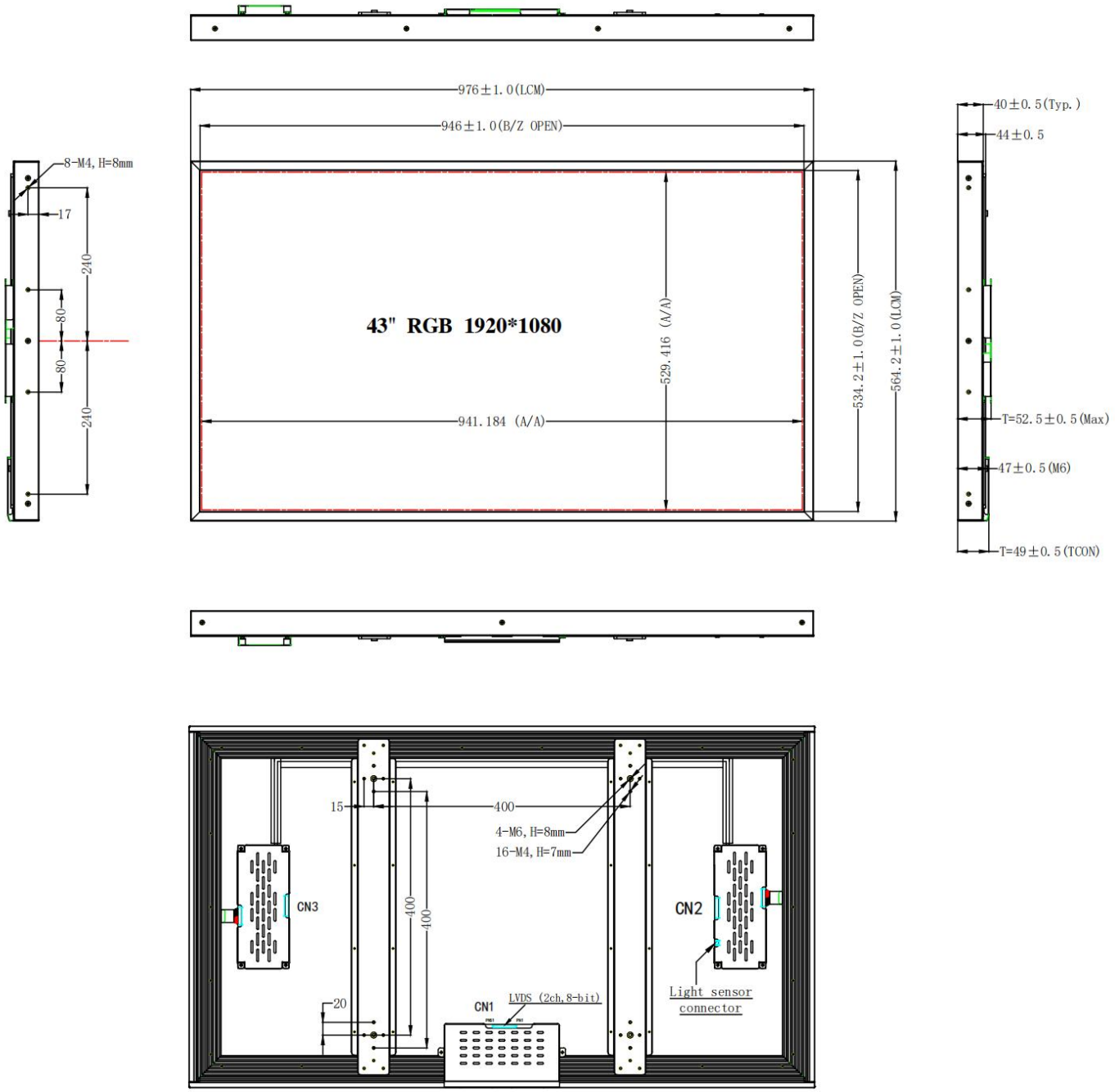

© 2026 YZD Solutions

Definition

CN1

No	Symbol	Description	No	Symbol	Description
1	NC	No Connection (Note 4)	27	NC	No connection
2	NC	No Connection (Note 4)	28	R2AN	SECOND LVDS Receiver Signal (A-)
3	NC	No Connection (Note 4)	29	R2AP	SECOND LVDS Receiver Signal (A+)
4	NC	No Connection (Note 4)	30	R2BN	SECOND LVDS Receiver Signal (B-)
5	NC	No Connection (Note 4)	31	R2BP	SECOND LVDS Receiver Signal (B+)
6	NC	No Connection (Note 4)	32	R2CN	SECOND LVDS Receiver Signal (C-)
7	LVDS Select	'H' =JEIDA , 'L' or NC = VESA	33	R2CP	SECOND LVDS Receiver Signal (C+)
8	NC	No Connection (Note 4)	34	GND	Ground
9	NC	No Connection (Note 4)	35	R2CLKN	SECOND LVDS Receiver Clock Signal(-)
10	NC	No Connection (Note 4)	36	R2CLKP	SECOND LVDS Receiver Clock Signal(+)
11	GND	Ground	37	GND	Ground
12	R1AN	FIRST LVDS Receiver Signal (A-)	38	R2DN	SECOND LVDS Receiver Signal (D-)
13	R1AP	FIRST LVDS Receiver Signal (A+)	39	R2DP	SECOND LVDS Receiver Signal (D+)
14	R1BN	FIRST LVDS Receiver Signal (B-)	40	NC	No connection
15	R1BP	FIRST LVDS Receiver Signal (B+)	41	NC	No connection
16	R1CN	FIRST LVDS Receiver Signal (C-)	42	NC or GND	No Connection or Ground
17	R1CP	FIRST LVDS Receiver Signal (C+)	43	NC or GND	No Connection or Ground
18	GND	Ground	44	GND	Ground (Note 6)
19	R1CLKN	FIRST LVDS Receiver Clock Signal(-)	45	GND	Ground
20	R1CLKP	FIRST LVDS Receiver Clock Signal(+)	46	GND	Ground
21	GND	Ground	47	NC	No connection
22	R1DN	FIRST LVDS Receiver Signal (D-)	48	VLCD	Power Supply +12.0V
23	R1DP	FIRST LVDS Receiver Signal (D+)	49	VLCD	Power Supply +12.0V
24	NC	No connection	50	VLCD	Power Supply +12.0V
25	NC	No connection	51	VLCD	Power Supply +12.0V
26	NC or GND	No Connection or Ground	-	-	-

CN2 (PH2.0X14)

PIN	Symbol	Description	note
1	VCC	Power supply voltage +24V	
2	VCC	Power supply voltage +24V	
3	VCC	Power supply voltage +24V	
4	VCC	Power supply voltage +24V	
5	VCC	Power supply voltage +24V	
6	GND	Power ground	
7	GND	Power ground	
8	GND	Power ground	
9	GND	Power ground	
10	GND	Power ground	
11	NC		
12	ON/OFF	Output enable signal	
13	DIM	Dimming signal	
14	PWM	Dimming signal	

CN3 (PH2.0X14)

PIN	Symbol	Description	note
1	VCC	Power supply voltage +24V	
2	VCC	Power supply voltage +24V	
3	VCC	Power supply voltage +24V	
4	VCC	Power supply voltage +24V	
5	VCC	Power supply voltage +24V	
6	GND	Power ground	
7	GND	Power ground	
8	GND	Power ground	
9	GND	Power ground	
10	GND	Power ground	
11	NC		
12	NC		
13	NC		
14	NC		

© 2026 YZD Solutions

Packing Details

Item content		Specifications
Sample Eco-friendly Wooden	Package dimensions	1150.00mm(H) * 840.00mm(V) * 345.00mm(D) (Typ.)
	Packaging quantity	1pcs / 3pcs
	Gross weight	45.75kg / 69.35kg ±5%
15pcs / A Pallet Eco-friendly Corrugated Cardboard Box	Package dimensions	1090.00mm(H) * 680.00mm(V) * 1425.00mm(D) (Typ.)
	Packaging quantity	15pcs
	Gross weight	196.75kg
	Pallet dimensions	1095.00mm(H) * 120.00mm(V) * 1445.00mm(D) (Typ.)
	Pallet weight	20kg
	Totally dimensions	1095.00mm(H) * 800.00mm(V) * 1445.00mm(D) (Typ.)
	Totally weight	216.75kg ±5%
30pcs / A Pallet Eco-friendly Corrugated Cardboard Box	Package dimensions	1090.00mm(H) * 1360.00mm(V) * 1425.00mm(D) (Typ.)
	Packaging quantity	30pcs
	Gross weight	393.5kg
	Pallet dimensions	1095.00mm(H) * 120.00mm(V) * 1445.00mm(D) (Typ.)
	Pallet weight	20kg
	Totally dimensions	1095.00mm(H) * 1480.00mm(V) * 1445.00mm(D) (Typ.)
	Totally weight	413.5kg ±5%

More Image

© 2026 YZD Solutions

Appendix

Serial Label

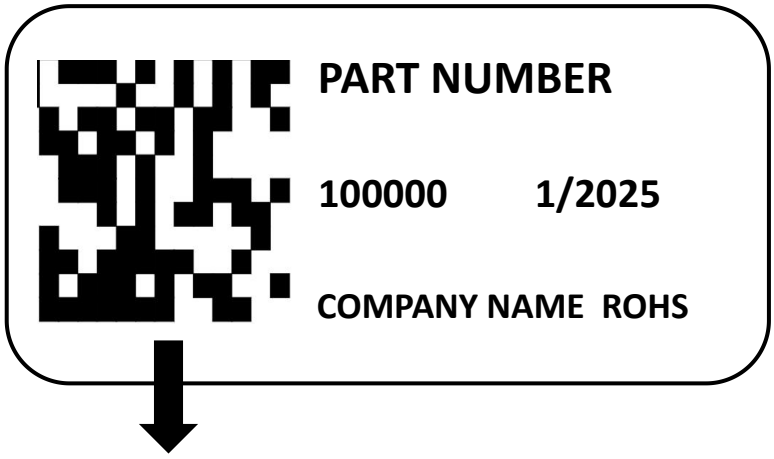

Field N°1 12 digits	Field N°2 P/N	Field N°3 EMS code	Field N°4 N°OF
Sxxxx1000001	**Part number**	**CN518115**	**OF100000**

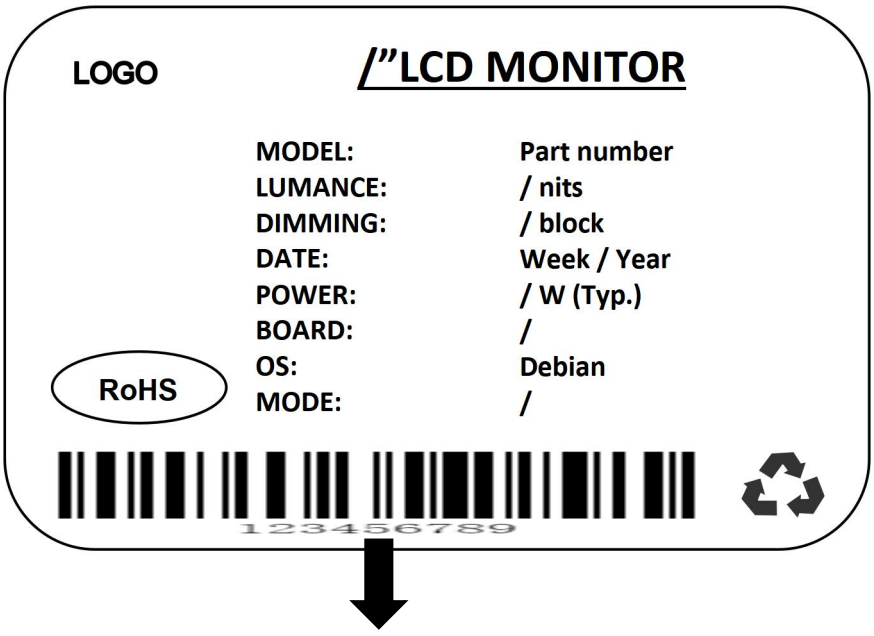

Model part number - CH Year - Week 0001

© 2026 YZD Solutions