YZD Solutions

Product Brief

YZ550MBU20-V1

2026-01-01

Doc Version 1.0

Issued by : Sam Wu

Approved by : Boen Liu

Document History

Doc Version	Date	Description	Issued by
1.0	2026-01-01	Standard model / PD02	Sam Wu

Product Features

·It is one of ultra-bright LCD modules with outdoor usage

·55 inch 4K & 2000 nits

·Series: MD & outdoor aluminum structure & landscape / portrait mode

·Suitable for most application scenarios, including commercial displays, industrial use, signage, and exhibitions

·Customized LCD are required to meet the needs of military and medical application scenarios.



Sunlight readable



Haze 3%



Operation
Long lifetime

Built in Speaker
Not equipped

Multi touch
Not equipped

AD Board
Not equipped

68°C Standard

2H

IP65
Not support

Mini-Led 30% - 50%
Energy savings
Not support

© 2026 YZD Solutions

General Features

Item content		Specifications
Display Parameters	Resolution	3840(RGB) * 2160(FHD)
	Active area	1209.6mm(H) * 680.4mm(V)
	Pixel pitch	0.315mm(H) * 0.315mm(V)
	Display colors	10-bit(D) & 1.07 Billion
	Backlight type	DLED
	Response time	8ms (G to G) (Typ.)
	Luminance	2000cd/m² (Typ.) ±5%
	Contrast ratio	1,300 : 1 (Typ.) & 67% (NTSC) (Est.)
	Refresh rate	60Hz (Best)
	Dimming mode	Manual / Automatic & 30% - 100%
	Viewing angle	+89/-89(H) & +89/-89(V) (Typ.) (CR≥10)
	MTBF	50,000 Hours
Touch panel & cover glass	Touch scheme	/
	Touch type	/
	Support points	/
	Transmittance	/
	Function	/
	Thickness	/
	Impact protection	/
	Fitting method	/
Required parameters	Open cell	LC550EQC-SMA4 & 68°C (Surface)
	Casing color	White aluminum
	Power supply	/
	Fans	/
	Power consumption	319W (Typ.) ±5%
	Overall dimensions	1245.20mm(H) * 716.00mm(V) * 52.50mm(D) (Typ.)
	Weight	17.5kg ±0.2
	Motherboard	/
	Board connectivity	/
	OS	/
	IP rating front/rear	None / None
	TEMP operating/storage	0°C~50°C / -20°C~60°C
	Humidity	≤90%
	Warranty	24 months

© 2026 YZD Solutions

Drawing

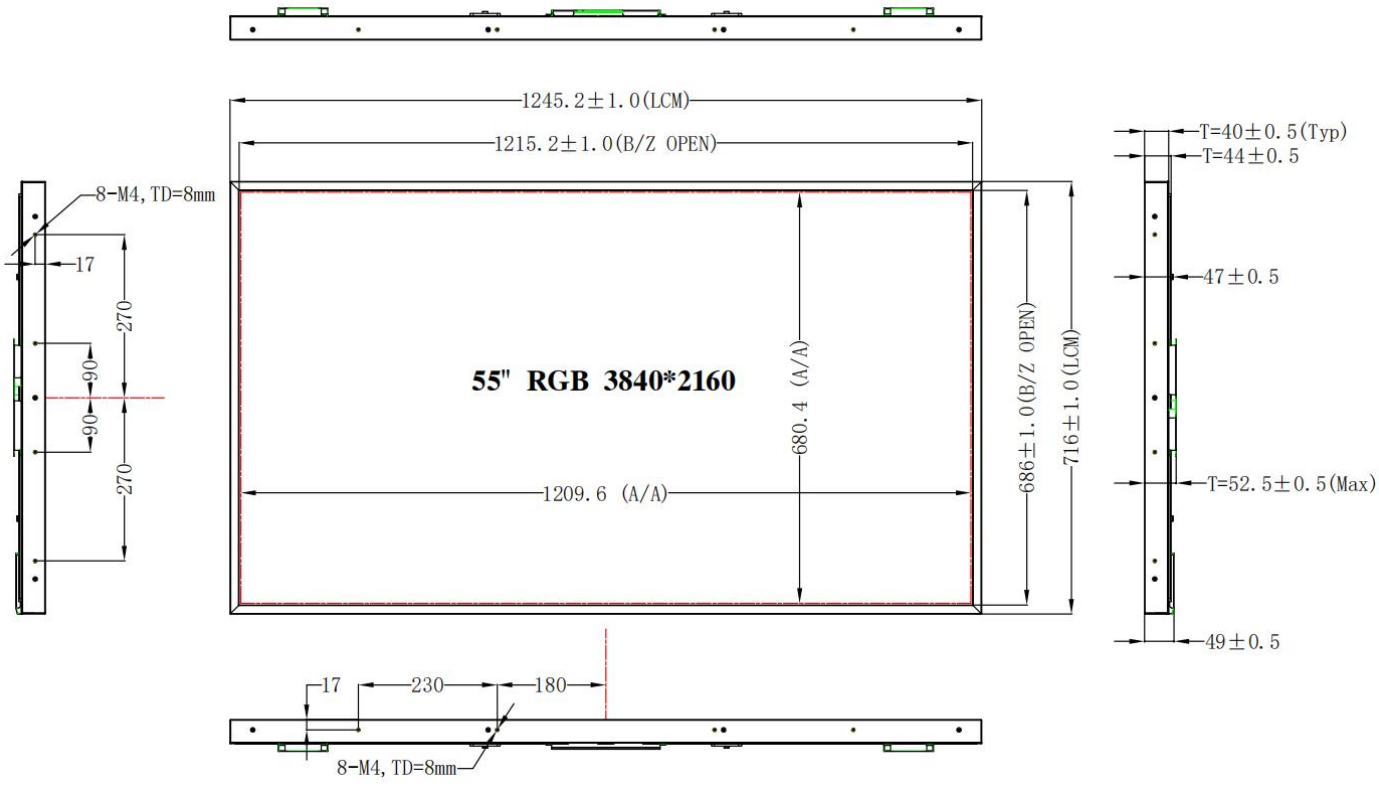
1245.2±1.0(LCM)
1215.2±1.0(B/Z OPEN)
8-M4, TD=8mm
17
270
90
90
270
55" RGB 3840*2160
680.4 (A/A)
1209.6 (A/A)
686±1.0(B/Z OPEN)
716±1.0(LCM)
T=40±0.5(Typ)
T=44±0.5
47±0.5
T=52.5±0.5(Max)
49±0.5
17
230
180
8-M4, TD=8mm

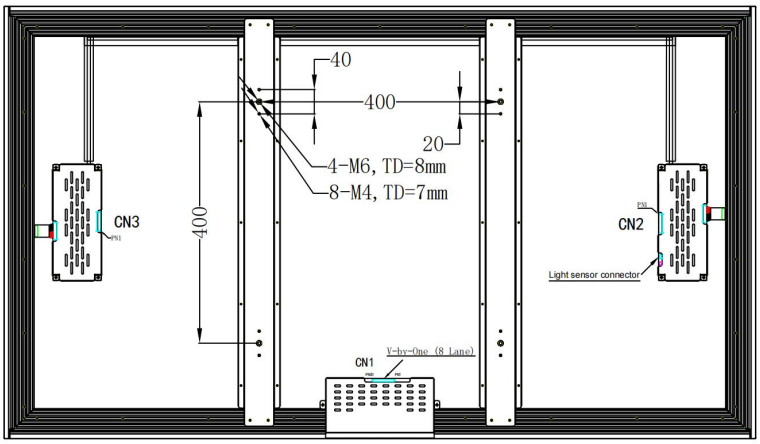
40
400
20
4-M6, TD=8mm
8-M4, TD=7mm
400
CN3
CN2
Light sensor connector
CN1
V-by-One (8 Lane)

Definition

V-By-One （CN1）:

Connector specifications: FI-RE51S-HF(manufactured by JAE) or GT05P-51S-H38(manufactured by LSM or IS050-C51B-C39(manufactured by UJU).

Corresponding connector specifications: FI-R51HL(manufactured by JAE) or compatible.

NO	Definition	Description
1	VCC	Power Supply +12.0V
2	VCC	Power Supply +12.0V
3	VCC	Power Supply +12.0V
4	VCC	Power Supply +12.0V
5	VCC	Power Supply +12.0V
6	VCC	Power Supply +12.0V
7	VCC	Power Supply +12.0V
8	VCC	Power Supply +12.0V
9		N0 Connection
10	GND	Ground
11	GND	Ground
12	GND	Ground
13	GND	Ground
14		N0 Connection
15		N0 Connection
16		N0 Connection
17		N0 Connection
18		N0 Connection
19	RX_12C_SDA	RX_12C_SDA
20	RX_12C_SCL	RX_12C_SCL
21		N0 Connection
22		N0 Connection
23		N0 Connection
24		N0 Connection
25	RX_HTPD	Hot plug detect output,Open drain
26	RX_LOCK	Lock detect output,Open drain
27	GND	Ground
28	V-By-One_RX_0N1	V-By-One Data Lane 0
29	V-By-One_RX_0P1	V-By-One Data Lane 0
30	GND	Ground
31	V-By-One_RX_1N1	V-By-One Data Lane 1
32	V-By-One_RX_1P1	V-By-One Data Lane 1
33	GND	Ground
34	V-By-One_RX_2N1	V-By-One Data Lane 2
35	V-By-One_RX_2P1	V-By-One Data Lane 2
36	GND	Ground
37	V-By-One_RX_3N1	V-By-One Data Lane 3
38	V-By-One_RX_3P1	V-By-One Data Lane 3
39	GND	Ground
40	V-By-One_RX_4N1	V-By-One Data Lane 4
41	V-By-One_RX_4P1	V-By-One Data Lane 4
42	GND	Ground
43	V-By-One_RX_5N1	V-By-One Data Lane 5
44	V-By-One_RX_5P1	V-By-One Data Lane 5
45	GND	Ground
46	V-By-One_RX_6N1	V-By-One Data Lane 6
47	V-By-One_RX_6P1	V-By-One Data Lane 6
48	GND	Ground
49	V-By-One_RX_7N1	V-By-One Data Lane 7
50	V-By-One_RX_7P1	V-By-One Data Lane 7
51	GND	Ground

CN2 (PH2.0X14)

PIN	Symbol	Description	note
1	VCC	Power supply voltage +24V	
2	VCC	Power supply voltage +24V	
3	VCC	Power supply voltage +24V	
4	VCC	Power supply voltage +24V	
5	VCC	Power supply voltage +24V	
6	GND	Power ground	
7	GND	Power ground	
8	GND	Power ground	
9	GND	Power ground	
10	GND	Power ground	
11	NC		
12	ON/OFF	Output enable signal	
13	DIM	Dimming signal	
14	PWM	Dimming signal	

CN3 (PH2.0X14)

PIN	Symbol	Description	note
1	VCC	Power supply voltage +24V	
2	VCC	Power supply voltage +24V	
3	VCC	Power supply voltage +24V	
4	VCC	Power supply voltage +24V	
5	VCC	Power supply voltage +24V	
6	GND	Power ground	
7	GND	Power ground	
8	GND	Power ground	
9	GND	Power ground	
10	GND	Power ground	
11	NC		
12	NC		
13	NC		
14	NC		

© 2026 YZD Solutions

Packing Details

Item content		Specifications
Sample Eco-friendly Wooden	Package dimensions	1400.00mm(H) * 970.00mm(V) * 340.00mm(D) (Typ.)
	Packaging quantity	1pcs / 3pcs
	Gross weight	60.8kg / 95.8kg ±5%
12pcs / A Pallet Eco-friendly Corrugated Cardboard Box	Package dimensions	1340.00mm(H) * 810.00mm(V) * 1120.00mm(D) (Typ.)
	Packaging quantity	12pcs
	Gross weight	223.2kg
	Pallet dimensions	1345.00mm(H) * 120.00mm(V) * 1135.00mm(D) (Typ.)
	Pallet weight	20kg
	Totally dimensions	1345.00mm(H) * 930.00mm(V) * 1135.00mm(D) (Typ.)
	Totally weight	243.2kg ±5%
24pcs / A Pallet Eco-friendly Corrugated Cardboard Box	Package dimensions	1340.00mm(H) * 1620.00mm(V) * 1120.00mm(D) (Typ.)
	Packaging quantity	24pcs
	Gross weight	446.4kg
	Pallet dimensions	1345.00mm(H) * 120.00mm(V) * 1135.00mm(D) (Typ.)
	Pallet weight	20kg
	Totally dimensions	1345.00mm(H) * 1740.00mm(V) * 1135.00mm(D) (Typ.)
	Totally weight	466.4kg ±5%

More Image





© 2026 YZD Solutions

Appendix

Serial Label

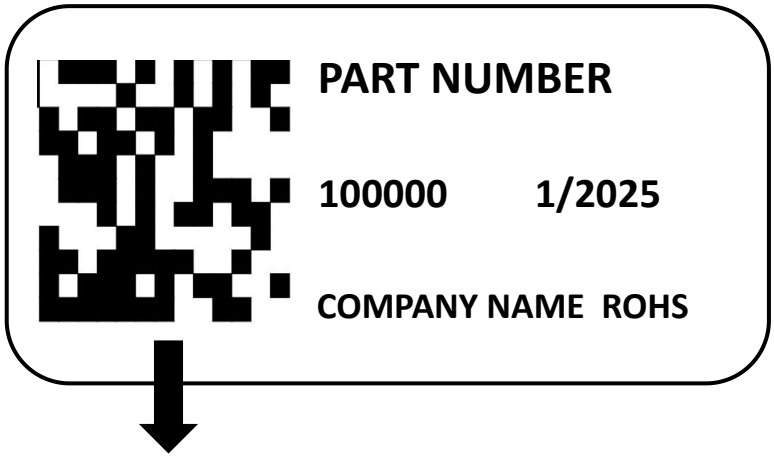

Field N°1 12 digits	Field N°2 P/N	Field N°3 EMS code	Field N°4 N°OF
Sxxxx1000001	**Part number**	**CN518115**	**OF100000**

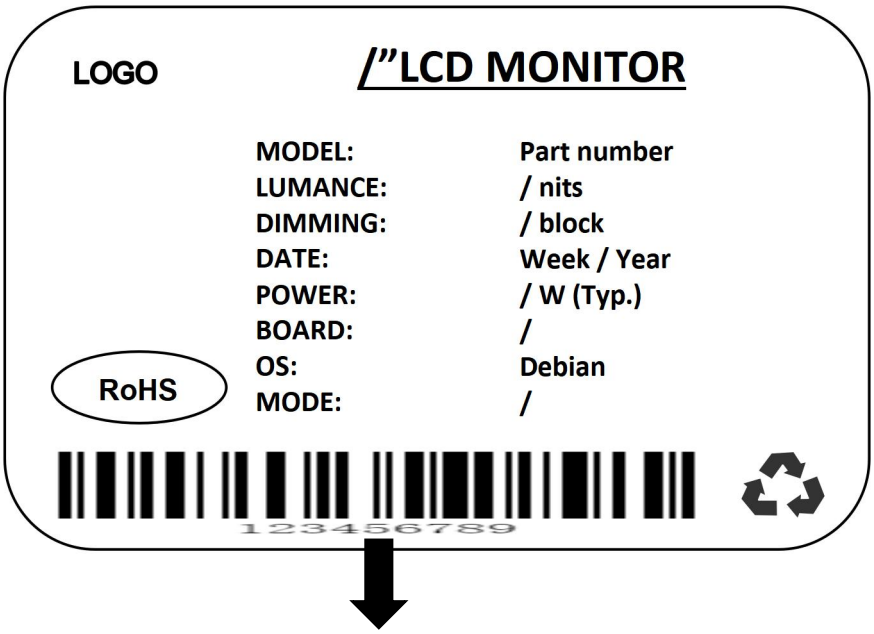

Model part number - CH Year - Week 0001

© 2026 YZD Solutions